



Domestic Decoration
TECHNIQUES



 **OUTDOOR CAP**®

 **LEGENDARY**
HEADWEAR



PICK YOUR STYLE



PROVIDE YOUR ART



BUILD YOUR PATCH

FlexStyle®

Domed

Offers a shiny finish that creates a 3D effect, elevating brand logos or designs with a tactile experience. Available in metallic and non-metallic finishes.





PICK YOUR STYLE



PROVIDE YOUR ART



BUILD YOUR PATCH

FlexStyle® Domed

SIZE LIMITS

No shape restrictions.

Minimum - 0.5"h x 0.5"w. Maximum - 2.3"h x 4.5"w

COLOR

Unlimited colors (process print).

Color match available with provided Pantone® colors.

APPLICATION

Heat Seal

MINIMUM SIZES

The sizing is based on printer's gauge.

Text: Sans Serif 12pt (1 pica), Serif 16pt (1 1/3 pica)

Minimum height & column width: 0.4mm or 1.13pt (0.09pica)

Lines: Minimum width - 0.4mm (1.13pt) Larger pt sizes will show best.



TECHNIQUE INFORMATION



FlexStyle®

Flat

A 3D effect that appears flat yet dimensional, providing a subtle elevation to the design. Like the domed version, it comes in metallic and non-metallic finishes, offering versatility in branding applications.





PICK YOUR STYLE



PROVIDE YOUR ART



BUILD YOUR PATCH

FlexStyle® Flat

SIZE LIMITS

No shape restrictions.

Minimum - 0.5"h x 0.5"w. Maximum - 2.3"h x 4.5"w

COLOR

Unlimited colors (process print).

Color match available with provided Pantone® colors.

APPLICATION

Heat Seal

MINIMUM SIZES

The sizing is based on printer's gauge.

Text: Sans Serif 12pt (1 pica), Serif 16pt (1 1/3 pica)

Minimum height & column width: 0.4mm or 1.13pt (0.09pica)

Lines: Minimum width - 0.4mm (1.13pt) Larger pt sizes will show best.



TECHNIQUE INFORMATION



Print Stitch

An innovative hybrid of embroidered and sublimated patch techniques, combining a full-color, photographic background with vibrant embroidery for added dimension and texture. This technique offers the best of both worlds, bringing designs to life with rich detail and depth.





PICK YOUR STYLE



PROVIDE YOUR ART



BUILD YOUR PATCH

Print Stitch

SIZE LIMITS

Stock domestic shapes or custom shapes (Geometric or simple with rounded edges).

Minimum - 1" h x 1" w. Maximum - 2.3" h x 4.5" w.

COLOR

Embroidery: The design cannot have more than 15 different colors of thread.

Sublimation: Sublimated allows unlimited colors. You can digitally print photo-realistic images and even match Pantone® colors.

EDGE

The Merrowed Stitch edge is 0.125".

APPLICATION

Heat Seal or Sewn (stock shapes only)

MINIMUM SIZES

The sizing is based on printer's gauge.

For Flat Stitch only. Check for 3mm width in columns for 3D

Sans Serif: 14.4pt (1.2 Pica) (0.2")

Serif: 18pt (1.5 Pica)(0.25")



TECHNIQUE INFORMATION



Woven

Utilizing a tight interlaced weaving process, woven patches allow for intricate designs with a high level of detail, without the need for fabric backing.





PICK YOUR STYLE



PROVIDE YOUR ART



BUILD YOUR PATCH

Woven

SIZE LIMITS

Stock domestic shapes or custom shapes (Geometric or simple with rounded edges).

Minimum - 0.5"h x 0.5"w. Maximum - 2.3"h x 4.5"w

COLOR

Minimum - 2 colors, Maximum - 12 colors

Metallic colors count as 4 colors each

EDGE

The Merrowed Stitch edge is 0.125".

APPLICATION

Heat Seal or Sewn (stock shapes only)

MINIMUM SIZES

The sizing is based on printer's gauge.

Text: Sans Serif 6pt (1/2 Pica), Serif 8pt (2/3 Pica)

Line Width: 1pt. Larger pt sizes will show best.



TECHNIQUE INFORMATION



Embroidered Appliques

High-quality embroidered appliques that mimic the appearance of direct embroidery. These patches come with a thin-stitched border and can be crafted into free-form shapes, perfect for detailed logos or designs.





PICK YOUR STYLE



PROVIDE YOUR ART



BUILD YOUR PATCH

Embroidered Appliques

SIZE LIMITS

Stock domestic shapes or custom shapes (Geometric or simple with rounded edges).

Minimum - 1"h x 1"w. Maximum - 2.3"h x 4.5"w

COLOR

Embroidery: The design cannot have more than 15 different colors of thread.

APPLICATION

Heat Seal or Sewn (stock shapes only)

MINIMUM SIZES

The sizing is based on printer's gauge.

For Flat Stitch only. Check for 3mm width in columns for 3D.

Sans Serif: 14.4pt (1.2 Pica) (0.2")

Serif: 18pt (1.5 Pica)(0.25")

THREAD CUTS

If the separation between one embroidery element and another is greater than 1 mm, a cut must be included to avoid loose or crossed threads. In the case of texts, the cut will be made if the separation between letters is equal to or greater than 1mm.



TECHNIQUE INFORMATION



Heat Transfer

Heat transfers offer a sleek, durable alternative to traditional sewn-on decorations. Utilizing advanced adhesive technology, these decorations can be securely attached to a variety of caps without the need for sewing, providing a clean and seamless look.





PICK YOUR STYLE



PROVIDE YOUR ART



BUILD YOUR PATCH

Heat Transfer

SIZE LIMITS

No shape restrictions.

Minimum - 0.5"h x 0.5"w Maximum - 2.3"h x 4.5"w

COLOR

Unlimited colors (process print). Color match available with provided Pantone® colors.

APPLICATION

Heat Seal

MINIMUM SIZES

The sizing is based on printer's gauge.

Text: Sans Serif 6pt (1/2 pica), Serif 8pt (2/3 pica)

Lines: Minimum width - 0.2mm (0.57pt)

Larger pt sizes will show best.



TECHNIQUE INFORMATION



Chenille

Known for its plush, textured surface, Chenille patches offer a classic look often associated with varsity letters and collegiate apparel. These patches are perfect for adding a touch of nostalgia or sophistication.





PICK YOUR STYLE



PROVIDE YOUR ART



BUILD YOUR PATCH

Chenille

SIZE LIMITS

Geometric custom or simple shapes with rounded edges.

Minimum 2" h x 2" w. Maximum 2.3" h x 4" w

COLOR

A maximum of 6 thread colors.

APPLICATION

Heat Seal

MINIMUM SIZES

The sizing is based on printer's gauge.

Proportional Text Height & Width: 85pt (1.2")

Die Cuts or Letter Counters: 30pts (0.4")

Proportional Elements: 9pts (0.12")

TEXT WITHIN DESIGNS

Only block font

EDGE

All patches have a felt fabric outer edge of 0.125".



TECHNIQUE INFORMATION



Sublimated

Patch

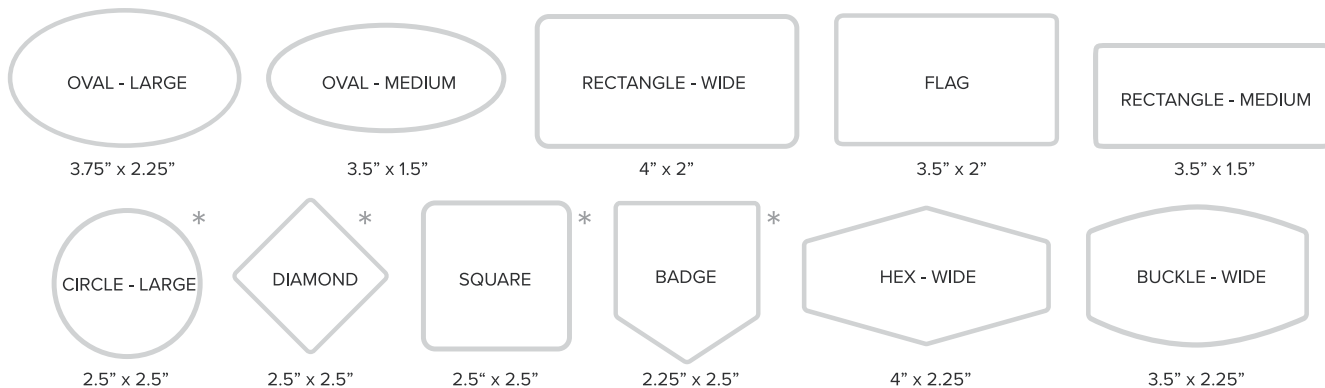
Digitally printed patches that are photo-realistic to bring your full-color text and artwork to life. Sublimation is best for complex and detailed graphics.

Available with Satin Stitch Edge or Merrowed Stitch Edge.

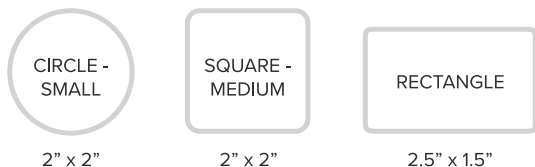


Sublimated Patch CUSTOM SHAPES (GEOMETRIC IN NATURE) - Max size for custom shapes is 2.3”h x 4.5”w.

STOCK SHAPES - Front Center Only



STOCK SHAPES - Front Left Wear Side/Front Right Wear Side/Front Center



ARTWORK DETAILS Vector file in .ai, .eps, .svg or raster file at least 300 dpi in .jpg, .gif, .png, .tif, .psd or .bmp format.

COLOR Specify Pantone® color with the artwork submission. With photo submission, only edge color needed.

MINIMUM SIZES

Use caution with small text and white text/elements on a dark background.

* Not recommended for unstructured styles



Embroidered Fabric

Patch

Embroidered fabric patches are best for simple graphics, a timeless choice.

Available with Satin Stitch Edge or
Merrowed Stitch Edge.



Embroidered Fabric Patch

ARTWORK DETAILS

Vector format (non-vector art will require additional lead-time to receive virtual), Adobe Illustrator (.ai), encapsulated PostScript (.eps) or scalable vector graphic (.svg).

COLOR

Specify Pantone® color with the artwork submission. Outdoor Cap will match Pantone® with the closest matching thread and may need to alter the artwork to best fit the decoration space or decoration technique.

STOCK SHAPES - Front Center Only



OVAL - LARGE

3.75" x 2.25"



OVAL - MEDIUM

3.5" x 1.5"



RECTANGLE - WIDE

4" x 2"



FLAG

3.5" x 2"



RECTANGLE - MEDIUM

3.5" x 1.5"



CIRCLE - LARGE *

2.5" x 2.5"



DIAMOND *

2.5" x 2.5"



SQUARE *

2.5" x 2.5"



BADGE *

2.25" x 2.5"



HEX - WIDE

4" x 2.25"



BUCKLE - WIDE

3.5" x 2.25"

FLAT STITCH MINIMUM SIZES

Sans Serif: 18pt (1.5 Pica) (0.25")

Serif: 21.6pt (1.8 Pica)(0.3")

Outlined Text: 25.2pt (2.1 Pica)(.35")

Line Width: Larger pt sizes will show best.

Minimum line width- 0.4mm (1.13pt)

Trade Marks & Registration marks single line stitch. 0.16"H Min



TECHNIQUE INFORMATION

3MM MINIMUM SIZES

Check for 3mm width in columns for 3D (0.125"W column minimum)

Line Width: Match above for isolated lines, just make it chunky if part of the overall design.

100% Genuine Leather

Patch

For single color graphics with moderate detail. Genuine leather patches look great on any cap and give any brand a sturdy look.

Available in Tan and Chocolate.

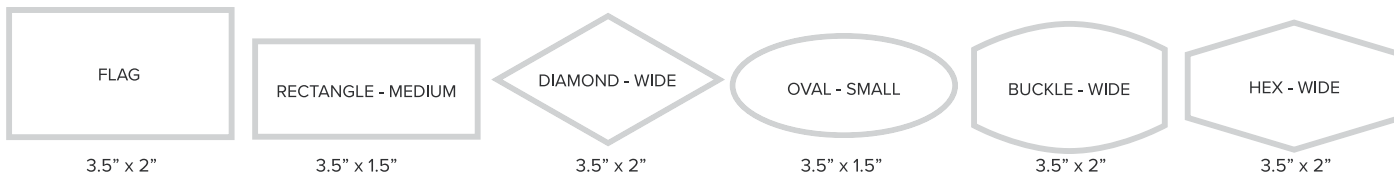


100% Genuine Leather Patch

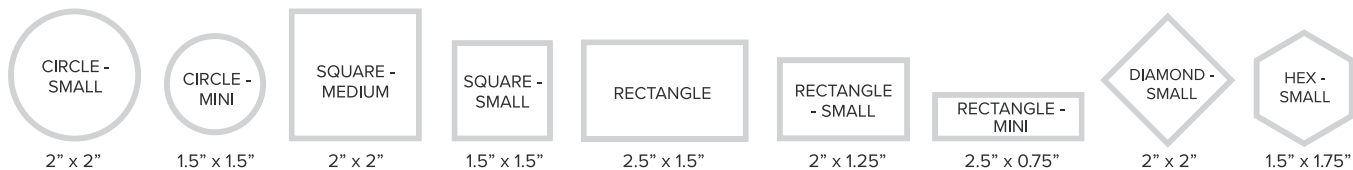
CUSTOM SHAPES

All patches are designed, produced & applied in house. We apply all custom shape patches to the cap via heat seal for a clean, long lasting finish. Max size for custom shapes is 4.5"w x 2.3"h

STOCK SHAPES - Front Center Only



STOCK SHAPES - Front Left Wear Side/Front Right Wear Side/Front Center



ARTWORK DETAILS - Single color vector art in .ai, .eps or .svg format.

MINIMUM SIZES

The sizing is based on printer's gauge.

San Serif: 6pt (1/2 pica)

Serif: 8pt (2/3 Pica)

Outlines on text not advised.

Line Width: Larger pt sizes will show best.

Minimum line width- 0.352mm (1pt)



TECHNIQUE INFORMATION

Faux Leather

Patch

For single color graphics with moderate detail.

Available in 12 color combinations.

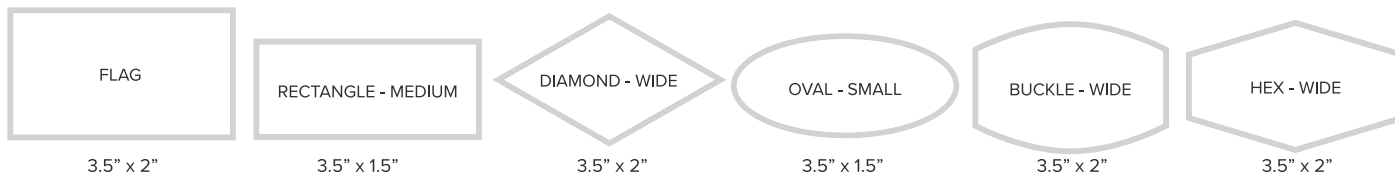


Faux Leather Patch

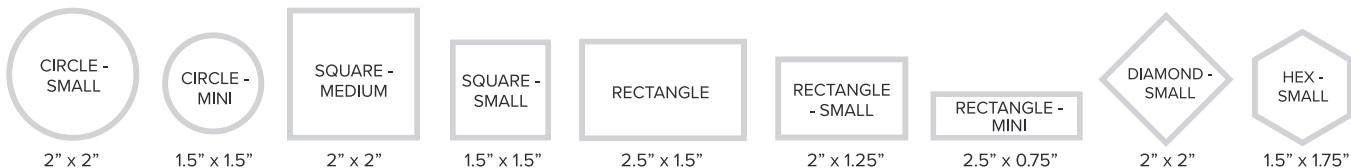
CUSTOM SHAPES

All patches are designed, produced & applied in house. We apply all custom shape patches to the cap via heat seal for a clean, long lasting finish. Max size for custom shapes is 4.5" w x 2.3" h

STOCK SHAPES - Front Center Only



STOCK SHAPES - Front Left Wear Side/Front Right Wear Side/Front Center



ARTWORK DETAILS - Single color vector art in .ai, .eps or .svg format.

MINIMUM SIZES

The sizing is based on printer's gauge.

San Serif: 6pt (1/2 pica)

Serif: 8pt (2/3 Pica)

Outlines on text not advised.

Line Width: Larger pt sizes will show best.

Minimum line width- 0.352mm (1pt)



TECHNIQUE INFORMATION

Direct

Embroidery

High quality, colorfast polyester threads give logos and designs a professional and detailed appearance with many domestic options.



Direct Embroidery

ARTWORK DETAILS

Direct Embroidery art files need to be in vector format (non-vector art will require additional lead-time to receive virtual), Adobe Illustrator (.ai), encapsulated PostScript (.eps) or scalable vector graphic (.svg). Creating vector artwork will increase lead time and design time. Accurate re-creation cannot be guaranteed. Outdoor Cap reserves the right to alter a customer's file to deliver a quality product.

SIZE LIMITS

Provide size and location.

COLOR

Please provide Pantone® color specifications with the artwork submission. Digitizing services and set-up fees are free. Outdoor Cap will match Pantone® with the closest matching thread and may need to alter the artwork to best fit the decoration space or decoration technique.



FLAT STITCH MINIMUM SIZES

Sans Serif: 18pt (1.5 Pica) (0.25")

Serif: 21.6pt (1.8 Pica)(0.3")

Outlined Text: 25.2pt (2.1 Pica)(.35")

Line Width: Larger pt sizes will show best.

Minimum line width- 0.4mm (1.13pt)

Trade Marks and Registration marks are single line stitch. 0.16"H Min

3MM MINIMUM SIZES

Check for 3mm width in columns for 3D (0.125"W column minimum)

Line Width: Match above for isolated lines, just make it chunky if part of the overall design.



TECHNIQUE INFORMATION





The
**HEADWEAR
EXPERTS.™**

Integrity. Teamwork. Respect.

**From Craftsmanship to Service,
our mission is to be the most respected
Headwear Experts.**



TECHNIQUE INFORMATION



🖱️ [legendaryheadwear.com](https://www.legendaryheadwear.com)

Custom Headwear

☎️ 800-279-3216

✉️ orders@legendaryheadwear.com



🖱️ [outdoorcap.com](https://www.outdoorcap.com)

Promotional Custom Headwear

☎️ 888-639-4953

✉️ custom@outdoorcap.com

Retail Custom Headwear

☎️ 888-639-4953

✉️ customretail@outdoorcap.com

Sports Custom Headwear

☎️ 866-776-6774

✉️ customsports@ocsports.com